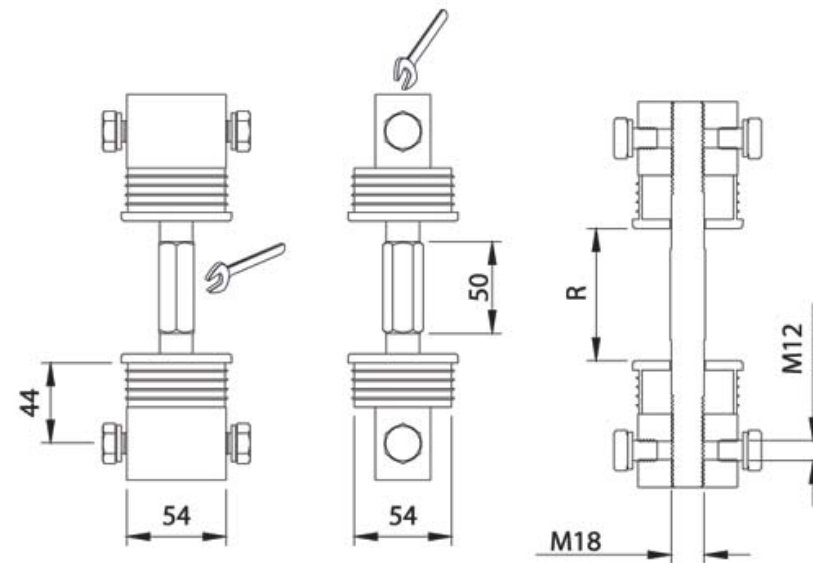





Art. CG - 40



TECHNICAL CHARACTERISTICS	
	CG-40
WEIGHT OF PART	1,30 Kg
TUBULAR REQUIRED	SQUARE 60X60X3

Art.	Code	R			
CG-40	10131400 001	50-100	19	1	1,30